

Child Care Subsidy



SA MONTESSORI
quality early childhood education and care

Child Care Subsidy (CCS) provides assistance to help you with the cost of child care.

How does it work?

If you are eligible to receive the Child Care Subsidy (CCS), your entitlements will be paid **directly to the service** your child is attending. The service will then deduct CCS from your child's regular fees, leaving you with only a gap to pay for your child's enrolment.

Some basic requirements must be satisfied for an individual to be eligible to receive Child Care Subsidy for a child. These include:

- the age of the child (must be 13 or under and not attending secondary school)
- the child must meet immunisation requirements
- the individual, or their partner, must meet the residency requirements.

How much will I receive?

Four things will determine a family's level of Child Care Subsidy:

1. A family's annual adjusted **taxable income** will determine the percentage of subsidy they are eligible for
2. Families with **more than one child aged 5 or under in care** can get a higher subsidy for their second child and younger children.
3. An **activity test** will determine how many hours of subsidised care families can access, up to a maximum of 100 per fortnight, and
4. The **type of child care service** will determine the hourly rate cap.

The government has an online estimator to assist you with determining your expected entitlements. To work out how much money you may get, answer the questions available on the Centrelink website (click on 'Payment and Service Finder'):

<https://www.startingblocks.gov.au/child-care-subsidy-calculator>

The screenshot shows the StartingBlocks.gov.au website. At the top, there is a navigation bar with links for HOME, FIND CHILD CARE, CCS CALCULATOR, AT A SERVICE, TIPS FOR PARENTS, YOUR CHILD'S DEVELOPMENT, AT HOME, VIDEOS, NEWS, COVID-19, and CONTACT US. A search bar is also present. Below the navigation bar, there is a yellow banner with the text "Coronavirus (COVID-19) information and help finding open child care." The main content area features a "CHILD CARE SUBSIDY CALCULATOR" section. It includes a progress indicator with three steps: "Your Family", "Your Children", and "Your Fee Estimation". Below this, there is a text box stating: "From July 2023, the Australian Government is increasing the Child Care Subsidy. Find out what your family might pay for early childhood education and care. Answer these questions to find out." A "Start" button is provided. To the left of the calculator, there is a photo of a child playing in a sandbox. At the bottom of the page, there are two links: "For more information on Child Care Subsidy eligibility and entitlement go to Services Australia - Child Care Subsidy" and "You need to do a recognised activity to get Child Care Subsidy. To find out more about these go to Services Australia - Recognised activities".

CCS Rates from 10 July 2023

Family income	Subsidy rate
\$0 to \$80,000	90%
More than \$80,000 to below \$530,000	Decreasing from 90% The percentage decreases by 1% for every \$5,000 of income a family earns
\$530,000 or more	0%

Rates for Second and Younger Children from 10 July 2023

Family income	Second and younger children subsidy rate
\$0 to \$138,118	95%
More than \$138,118 to below \$183,118	Decreasing from 95% The percentage decreases by 1% for every \$3,000 of income a family earns
\$183,118 to below \$262,408	80%
\$262,408 to below \$352,408	Decreasing from 80% The percentage decreases by 1% for every \$3,000 of income a family earns
\$352,408 to below \$362,408	50%
\$362,408 or more	Higher CCS rates no longer apply, all children in the family will receive the standard CCS rate

Activity Level

Hours of activity each fortnight	Hours of subsidised care, per child, each fortnight
Less than 8 hours	0 hours if you earn above \$72,466 24 hours if you earn \$72,466 or below
8 hours to 16 hours	36 hours
More than 16 hours to 48 hours	72 hours
More than 48 hours	100 hours

Type of Service - Hourly Cap

Care type	Hourly rate cap for children below school age	Hourly rate cap for school-age children
Centre Based Day Care	\$13.73	\$12.02
Outside School Hours Care	\$13.73	\$12.02
Family Day Care	\$12.72	\$12.72
In Home Care (per family)	\$37.34	\$37.34

Please be aware of the Cap on Centre Fees, and take this into consideration when applying your entitlements to SA Montessori Preschool fees.

Further Information:

<https://www.education.gov.au/child-care-package/child-care-subsidy/family-eligibility-and-entitlement>

How to Apply for Child Care Subsidy

In order to apply for Child Care Subsidy, you will need a Centrelink CRN (Customer Reference Number).

If you have already set up a CRN with Centrelink:

You can usually find your CRN on any correspondence from Centrelink. You should already have a CRN if you have received Centrelink payments before. It would be noted in a letter from Centrelink. The CRN consists of 10 characters – 9 numbers and a letter in the end, for example, 123456789A. If you can't locate your CRN, please call Centrelink directly to obtain this.

If you have never set up a CRN with Centrelink:

- You will need to visit a service centre to confirm your identity in order to receive a CRN. Make sure you have your ID with you. Please refer to the following link for further information about this: <https://www.humanservices.gov.au/individuals/enablers/confirm-your-identity>
- During your visit, we recommend you also ask to set up a Centrelink online account.

Once you have your CRN, follow the steps below:

Step 1. Sign in to your myGov account. If you don't have one, you will need to create a myGov account.

To create a MyGov account, go to www.my.gov.au and click on 'Create an account'. Follow the instructions from there.

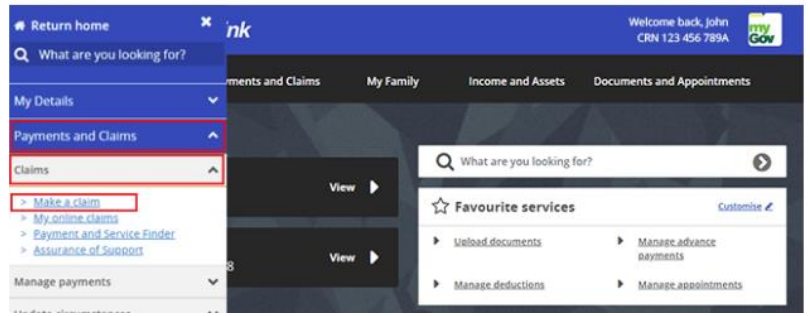
Step 2. Link myGov to Centrelink. You can do this under Account Settings.

To connect Centrelink with myGov, you will need an Online account with Centrelink OR a linking code that was given to you by Centrelink OR your **Customer reference number (CRN)**. If you don't have a CRN or a linking code and you haven't created a Centrelink account before, you will need to visit your nearest Centrelink office to receive either one,

Please refer to the following link for further information: <https://www.servicessaustralia.gov.au/individuals/online-help/link-service-mygov-using-linking-code>

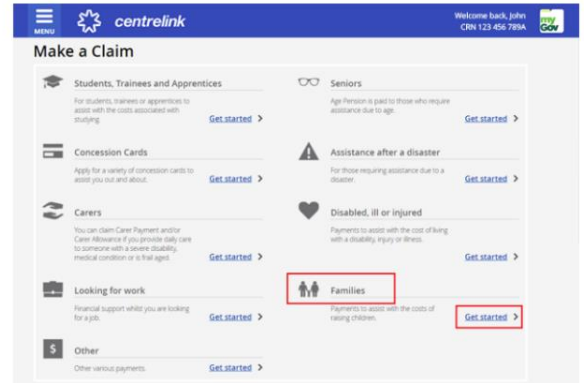
Step 3. Get into the Centrelink Account, and Select Menu from your homepage.

Step 4. Select Payments and Claims
Select Claims
Select Make a claim.



Step 5. On the Make a Claim page, select Get started in the Families category.

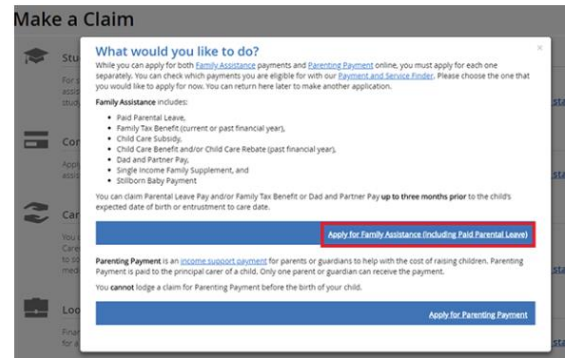
On the Make a Claim page, select **Get started** in the **Families** category.



Step 6. Select Apply for Family Assistance (including Paid Parental Leave).

Answer all the questions. You may need to work through more than 1 page.

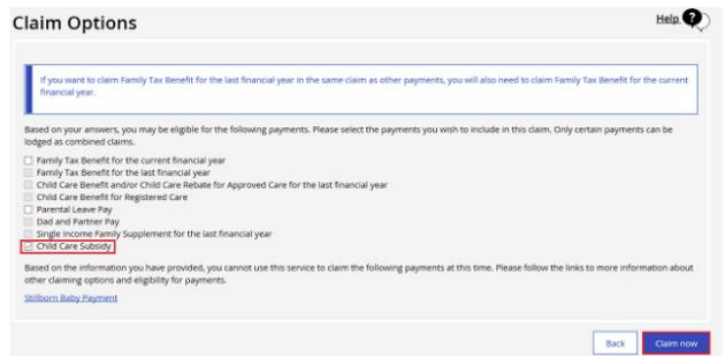
Then select Next.



Step 7. Claim for Child Care Subsidy

Select **Child Care Subsidy**, then select **Claim now**.

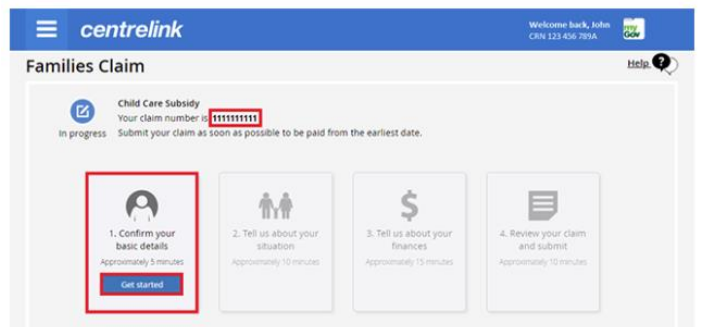
Check your details in **My Profile** to make sure they're up to date.



Step 8. Complete a Child Care Subsidy Assessment.

To begin your claim, select **Get started** in **Confirm your basic details**.

You will need to supply details about your situation and finances, and may need to provide supporting evidence. You will have the opportunity to **Review your claim** before submission.



For further information about applying for the Child Care Subsidy, please refer to the following:

<https://www.servicesaustralia.gov.au/individuals/online-help/centrelink/claim-child-care-subsidy>